

# Repair Parts Bulletin

for

## *Robbins & Myers* *J-1 & J-2 Electric Hoists*

### IMPORTANT!

### KEEP FOR FUTURE REFERENCE

### HOW TO ORDER PARTS CORRECTLY

1. Address Order to "Hoist & Crane Division."
2. Always give Serial Number of Hoist.
3. Serial Number found on Brass Name on Botton Block and side of Hoist.
4. Do not send Serial Number found on Contactors or Controller.
5. Give Serial Number of Motor only when ordering Motor Parts.
6. Give both Part Number and Name.



**ROBBINS & MYERS, INC.** HOIST & CRANE DIVISION, SPRINGFIELD, OHIO

Manufacturers of Electric Hoists, Cranes, Motors, Fans and Pumps.

R & M SALES-SERVICE OFFICES AND REPRESENTATIVES

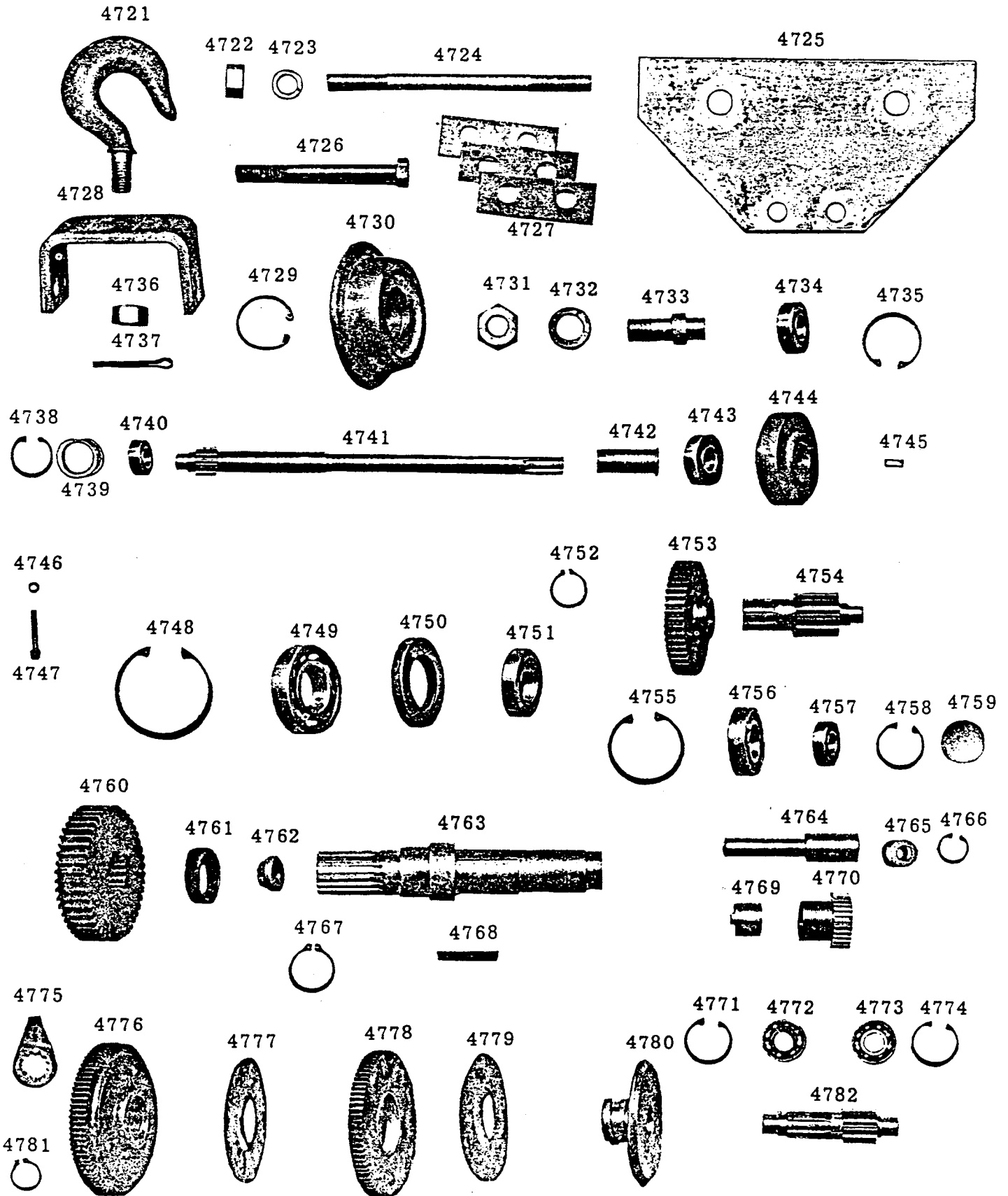
Atlanta  
609 Walton Bldg.  
Baltimore  
1600 S. Caton St.  
Birmingham 4  
3601 10th Ave. N.  
Buffalo 7  
155 Ensminger Rd.  
Charleston  
3416 Chesterfield Ave.  
Chicago 35  
1829 N. Harlem Ave.  
Cincinnati 14  
2425 Spring Grove Ave.

Cleveland 14  
221 Leader Bldg.  
Dallas 9  
4801 Lemmon Ave.  
Dayton 10  
700 Xenia Ave.  
Denver 2  
1795 Sheridan Blvd.  
Duluth 2  
324 W. Michigan St.  
Ferndale 20 (Detroit)  
1840 Hilton Rd.  
Fort Wayne 7  
1609 W. Third St.

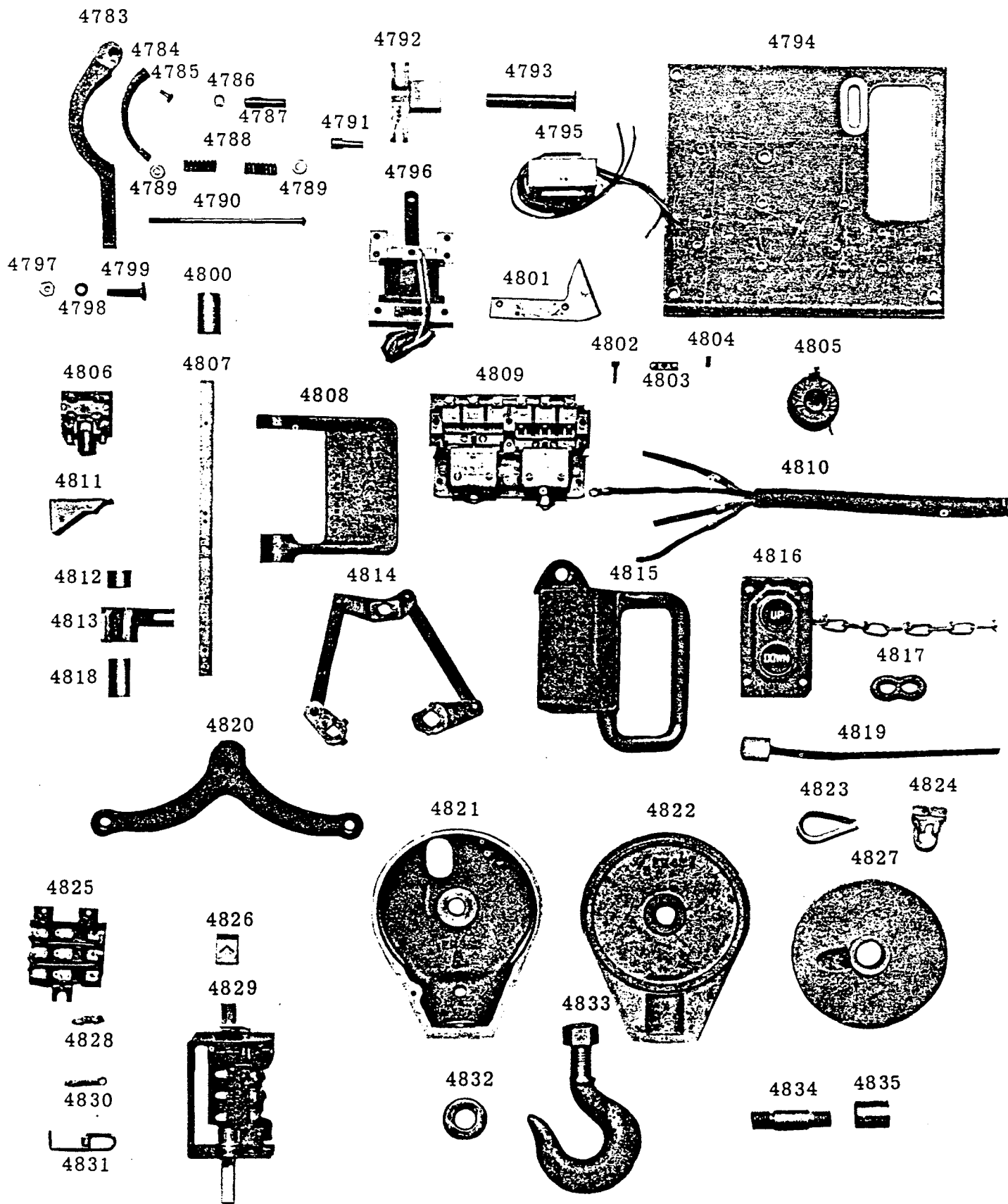
Houston 6  
2027 Harold St.  
Huntington Park, Calif.  
7810 Salt Lake Ave.  
Louisville 8  
2211 S. Brook St.  
Memphis 17  
215 E. Cherry Circle  
Meriden, Conn.  
401 Liberty St.  
Milwaukee 5  
1920 W. Vliet St.  
Newark 8  
700 Bergen St.

Newton Highlands, Mass.  
50 Needham St.  
New York 7  
57 Murray St.  
Pittsburgh 16  
2961 W. Liberty Ave.  
Portland 22  
12200 S. E. Oatfield Rd.  
Providence 3  
215-217 Chapman St.  
Richmond 19  
617 Mutual Bldg.  
Seattle 99  
329 Second Ave., W.


St. Louis 17  
2333 S. Hanley Rd.  
Syracuse 2  
512 State Tower Bldg.  
Toledo 4  
722 Ontario St.  
Tulsa  
1341 S. Boston St.  
Upper Darby (Philadelphia)  
8418 W. Chester Pike  
Brantford, Ontario  
Robbins & Myers Co. of Canada, Ltd.



NOTE: SEE BACK PAGE FOR PART NAME




NOTE: SEE BACK PAGE FOR PART NAME




4836



4837




4838




4839



4840



4841




4842

### PARTS NAME REFERENCE

4721 Suspension Hook	4751 Ball Bearing	4782 Intermediate Pinion	4813 Lever
4722 Hex Nut	4752 Snap Ring	4783 Brake Shoe	4814 Rope Control Linkage
4723 Lock Washer	4753 Intermediate Gear	4784 Brake Lining	4815 Grip
4724 Stud	4754 Drum Pinion	4785 Rivet	4816 Push Button
4725 Side Plate	4755 Snap Ring	4786 Plain Washer	4817 Swing Link
4726 Hex Hd. Bolt	4756 Ball Bearing	4787 Brake Shoe Pin	4818 Bushing
4727 Spacer	4757 Ball Bearing	4788 Brake Spring	4819 Hoisting Cable
4728 Strap	4758 Snap Ring	4789 Plain Washer	4820 Rope Lever
4729 Snap Ring	4759 Welch Plug	4790 Spring Guide	4821 Block Housing
4730 Trolley Wheel	4760 Drum Gear	4791 Rivet Pin	4822 Cover
4731 Jam Nut	4761 Gear Spacer	4792 Brake Cam	4823 Rope Thimble
4732 Lock Washer	4762 Oil Seal	4793 Pin	4824 Rope Clip
4733 Wheel Pin	4763 Drum Shaft	4794 Control Panel	4825 Contact Board
4734 Ball Bearing	4764 Clutch Shaft	4795 Transformer	4826 Limit Switch Cam
4735 Snap Ring	4765 Shim	4796 Brake Solenoid	4827 Rope Sheave
4736 Hex Nut	4766 Snap Ring	4797 Hex Nut	4828 Movable Contact (Limit Switch)
4737 Cotter Pin	4767 Snap Ring	4798 Lock Washer	4829 Controller
4738 Snap Ring	4768 Key	4799 Brake Shoe Button	4830 Contact Spring (Limit Switch)
4739 Shim	4769 Adapter	4800 Bushing	4831 Roller Assem.
4740 Ball Bearing	4770 Spring Clutch Assem.	4801 Solenoid Bracket	4832 Thrust Bearing
4741 Drive Shaft	4771 Snap Ring	4802 Stationary Contact	4833 Hook
4742 Motor Coupling	4772 Ball Bearing	4803 Contact Finger	4834 Sheave Pin
4743 Ball Bearing	4773 Ball Bearing	4804 Finger Spring	4835 Sheave Bushing
4744 Brake Wheel	4774 Snap Ring	4805 Magnet Coil	4836 Control Cover
4745 Key	4775 Reverse Lever	4806 Limit Switch	4837 Gasket
4746 Aluminum Washer	4776 Motor Gear	4807 Limit Paddle Shaft	4838 Rope Drum
4747 Socket Hd. Screw	4777 Brake Liner	4808 Limit Paddle	4839 Hoist Body
4748 Snap Ring	4778 Ratchet Gear	4809 Magnetic Contactor	4840 Gear Case
4749 Ball Bearing	4779 Brake Liner	4810 Push Button Cable	4841 Gear Cover Gasket
4750 Oil Seal	4780 Thrust Disc	4811 Limit Switch Bracket	4842 Gear Cover
	4781 Snap Ring	4812 Bushing	

# REPAIR PARTS PRICE LIST

## J-1 & J-2 WIRE ROPE HOIST



**IMPORTANT!**  
KEEP FOR FUTURE REFERENCE

**ROBBINS & MYERS, INC.**

SPRINGFIELD, OHIO

HOIST & CRANE DIVISION



ITEM	DRAWING NO.		DESCRIPTION
	J-1	J-2	
4721	22-00875-006	22-00875-006	Suspension Hook
4722	6-14-007-007-0	6-14-007-007-0	Hex Nut
4723	6-23-001-045-1	6-23-001-045-1	Lock Washer
4724	22-06554-001	22-06554-001	Stud
4725	23-05240-001	23-05240-001	Side Plate
4726	6-02-021-016-1	6-02-021-016-1	Hex Hd. Bolt
4727	22-06549-001	22-06549-001	Spacer
4728	23-05238-001	23-05238-001	Strap
4729	22-06498-008	22-06498-008	Snap Ring
4730	23-05239-001	23-05239-001	Trolley Wheel
4731	6-14-007-029-0	6-14-007-029-0	Jam Nut
4732	6-23-001-049-1	6-23-001-049-1	Lock Washer
4733	22-06470-001	22-06470-001	Wheel Pin
4734	6-30-050-204-0	6-30-050-204-0	Ball Bearing
4735	22-06498-008	22-06498-008	Snap Ring
4736	6-14-007-008-0	6-14-007-008-0	Hex Nut
4737	6-16-005-041-0	6-16-005-041-0	Cotter Pin
4738	22-06498-007	22-06498-002	Snap Ring
4739	6-23-020-046-1	6-23-020-042-1	Shim
4740	6-30-041-201-0	6-30-041-202-0	Ball Bearing
4741	23-05268-002	23-05237-002	Drive Shaft
4742	22-06524-001	22-06472-001	Motor Coupling
4743	6-30-050-203-0	6-30-050-204-0	Ball Bearing
4744	23-05220-002	23-05220-001	Brake Wheel
4745	6-11-003-010-0	6-11-003-010-0	Key
4746	22-06599-001	22-06599-001	Aluminum Washer
4747	6-19-144-024-0	6-19-144-024-0	Socket Hd. Screw
4748	22-02244-010	22-02244-011	Snap Ring
4749	6-30-020-107-0	6-30-041-208-0	Ball Bearing
4750	22-06534-001	22-06494-001	Oil Seal
4751	22-06532-001	22-06493-001	Ball Bearing
4752	22-06497-005	22-06497-009	Snap Ring
4753	23-05267-001	23-05215-001	Intermediate Gear
4754	23-05258-001	23-05214-001	Drum Pinion (15 f.p.m.)*
4754	23-05258-002	23-05214-007	Drum Pinion (30 f.p.m.)*
4755	22-06498-008	22-02244-010	Snap Ring
4756	6-30-041-204-0	6-30-061-206-0	Ball Bearing
4757	6-30-041-202-0	6-30-041-203-0	Ball Bearing
4758	22-06498-002	22-06498-003	Snap Ring
4759	22-00311-001	22-00403-001	Welch Plug
4760	23-05266-001	23-05216-001	Drum Gear (15 f.p.m.)*
4760	23-05266-001	23-05216-001	Drum Gear *
4760	23-05266-002	23-05216-002	Drum Gear (30 f.p.m.)*
4761	22-06526-001	22-06454-001	Gear Spacer
4762	22-06533-001	22-06499-001	Oil Seal
4763	23-05265-001	23-05213-001	Drum Shaft
4764	22-06455-002	22-06455-001	Clutch Shaft
4765	6-23-021-055-0	6-23-021-055-0	Shim
4766	22-06498-001	22-06498-001	Snap Ring
4767	22-06497-006	22-06497-004	Snap Ring





ITEM	DRAWING NO.		DESCRIPTION
	J-1	J-2	
4768	6-11-024-032-0	6-11-024-032-0	Key
4769	22-06487-001	22-06487-001	Adapter
4770	22-06507-002	22-06507-002	Spring Clutch Ass'y & 22-06517-001
4771	22-06498-007	22-06498-003	Snap Ring
4772	6-30-041-201-0	6-30-041-203-0	Ball Bearing
4773	6-30-041-201-0	6-30-041-203-0	Ball Bearing
4774	22-06498-007	22-06498-003	Snap Ring
4775	22-06529-001	22-06458-001	Reverse Lever
4776	24-03971-002	24-03953-001	Motor Gear
4777	22-06527-001	22-06456-001	Brake Liner
4778	23-05263-001	23-05217-001	Ratchet Gear with Bushing
4779	22-06527-001	22-06456-001	Brake Liner
4780	23-05264-001	23-05218-001	Thrust Disc
4781	22-06497-005	22-06497-010	Snap Ring
4782	23-05259-001	23-05219-001	Intermediate Pinion
4783	23-05221-001	23-05221-001	Brake Shoe
4784	22-06459-001	22-06459-001	Brake Lining
4785	22-02890-001	22-02890-001	Rivet (1/2 Dozen)
4786	6-23-002-010-0	6-23-002-010-0	Plain Washer
4787	22-06460-001	22-06460-001	Brake Shoe Pin
4788	22-06462-001	22-06462-001	Brake Spring
4789	6-23-004-002-0	6-23-004-002-0	Plain Washer (1/2 Dozen)
4790	22-06461-002	22-06461-002	Spring Guide
4791	22-06508-002	22-06508-002	Rivet Pin
4792	22-06464-001	22-06464-001	Brake Cam
4793	22-06465-001	22-06465-001	Pin & 22-06730-001 Snap Ring
4794	24-03959-001	24-03959-001	Control Panel
4795	22-06505-001	22-06505-001	Transformer
4796	22-06503-001	22-06503-001	Brake Solenoid
4797	6-14-001-009-0	6-14-001-009-0	Hex Nut
4798	6-23-001-039-0	6-23-001-039-0	Lock Washer
4799	22-06463-001	22-06463-001	Brake Shoe Button
4800	22-05466-002	22-05466-002	Bushing
4801	22-06485-001	22-06485-001	Solenoid Bracket
4802	22-06890-001	22-06890-001	Stationary Contact
4803	22-06888-001	22-06888-001	Contact Finger 22-07652-001-Kit
4804	22-06889-001	22-06889-001	Finger Spring
4805	22-06788-001	22-06788-001	Magnet Coil
4806	22-06506-001	22-06506-001	Limit Switch
4807	22-06528-001	22-06471-001	Limit Paddle Shaft
4808	23-05261-001	23-05223-001	Limit Paddle
4809	22-06511-001	22-06511-001	Magnetic Contractor
4810	#14 Cond.	22-04381-004	Push Button Cable (per foot)
4811	22-06484-001	22-06484-001	Limit Switch Bracket
4812	22-05466-003	22-05466-003	Bushing
4813	22-06468-001	22-06468-001	Lever
4814	22-08725-001	22-08725-001	Rope Control Linkage
4815	24-00301-001	24-00301-001	Grip
4816	22-04397-001	22-04397-001	Push Button
4817	22-02755-001	22-02755-001	Swing Link



ITEM	DRAWING NO.		DESCRIPTION
	J-1	J-2	
4818	22-05466-002	22-05466-002	Bushing
4819	22-08565-026	22-08565-026	Hoisting Cable
4820	23-05222-001	23-05222-001	Rope Lever
4821	24-04177-001	24-04178-001	Block Housing ✓
4822	24-04177-001	24-04178-001	Cover ✓
4823	22-01263-001	22-00306-001	Rope Thimble
4824	22-01114-001	22-00305-001	Rope Clip
4825	22-04753-001	22-04753-001	Contact Board
4826	22-08096-001	22-08096-001	Limit Switch Cam
4827	23-05495-001	23-05497-001 ✓	Rope Sheave
4828	22-04751-001	22-04751-001	Movable Contact
4829	23-04840-003	23-04840-003	Controller
4830	22-04752-001	22-04752-001	Contact Spring
4831	22-08111-001	22-08111-001	Roller Assembly
4832	22-07602-001	22-07602-001 ✓	Thrust Bearing
4833	22-08554-001	22-08553-001 ✓	Hook Assembly
4834	22-06965-001	22-06967-001 ✓	Sheave Pin
4835	6-30-050-203-0	6-30-050-205-0	Sheave Bearing
4836	24-03960-001	24-03960-001	Control Cover
4837	23-05302-001	23-05302-001	Gasket
4838	24-03970-001	25-01744-001	Rope Drum
4839	25-01767-001	25-01743-001	Hoist Body
4840	25-01768-001	25-01745-001	Gear Case
4841	23-05262-001	23-05241-001	Gear Cover Gasket
4842	24-03972-001	24-03952-001	Gear Cover

\* Do not order by drawing number. Give serial number of hoist and item number only.

## HOW TO ORDER PARTS CORRECTLY

1. Address your Orders to Robbins & Myers, Hoist & Crane Division.
2. Always give Serial Number of Hoist found on Brass Plate on Side of Hoist.
3. Do not send Serial Number of any Control Parts.
4. Give Serial Number of Motor only when ordering Motor Parts.
5. Give both Part Number and Name.

### R & M SALES-SERVICE OFFICES AND REPRESENTATIVES

CALIFORNIA, COMPTON  
2310 N. Alameda Street

GEORGIA, ATLANTA  
609 Walton Building

ILLINOIS, CHICAGO 41  
Robbins & Myers, Inc.  
5517 W. Montrose Avenue

LOUISIANA, NEW ORLEANS 12  
621 Commercial Place

MICHIGAN, FERNDALE 20  
1840 Hilton Road

NEW YORK, NEW YORK 7  
Robbins & Myers, Inc.  
57 Murray Street

OHIO, CLEVELAND 15  
Robbins & Myers, Inc.  
814 E. 185th

OKLAHOMA, TULSA 9  
5138 S. Peoria, Suite 208

PENNSYLVANIA, UPPER DARBY  
Robbins & Myers, Inc.  
8418 West Chester Pike

TENNESSEE, MEMPHIS 17  
4711 Poplar Avenue, Office No. 7

TEXAS, DALLAS 7  
2514 Irving Boulevard

TEXAS, HOUSTON 19  
1107 Rosine Street

ONTARIO, BRANTFORD  
Robbins & Myers Co. of Canada, Ltd.

